

Skyline Box Patent Glazing System



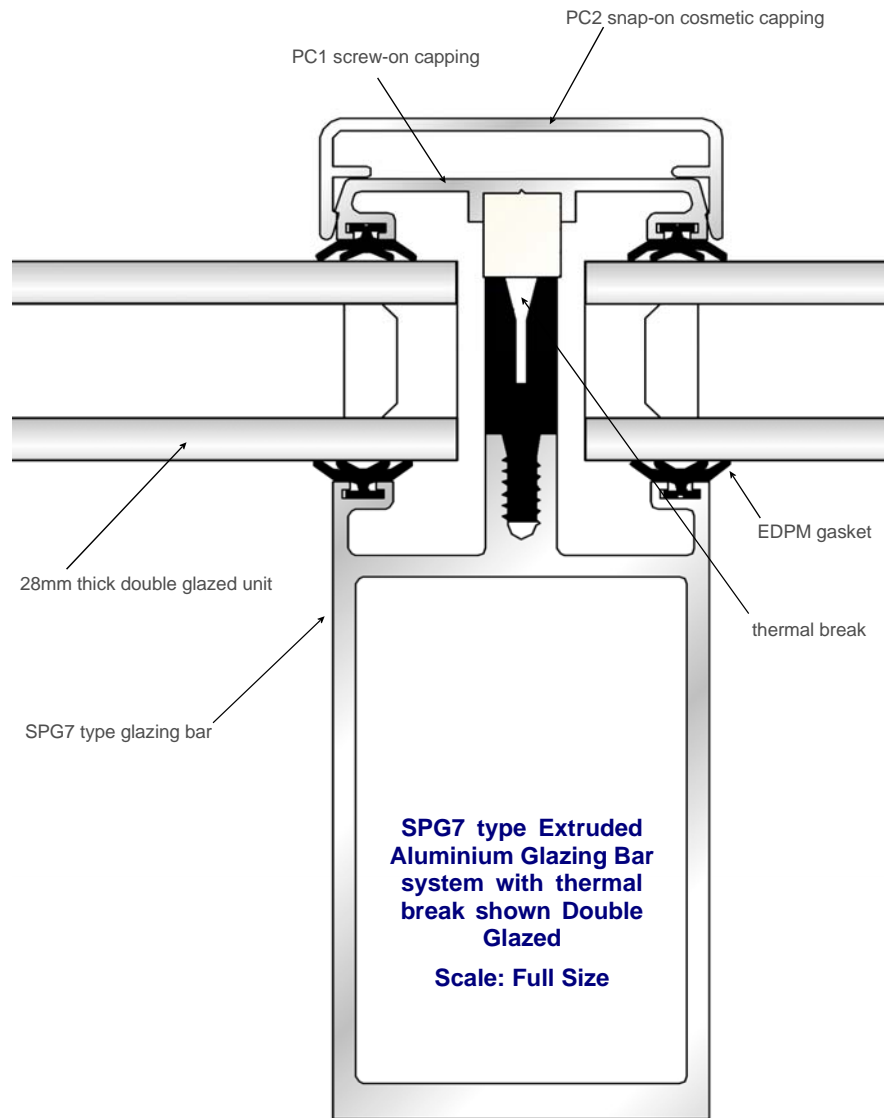
This system is visually similar to curtain walling and compares favourably in terms of both performance and cost effectiveness. Depending on the span required, or merely for the internal effect, different depths of box section glazing bars are used to meet your requirements.

Our Skyline Box type glazing bar range has been developed to give specifiers an alternative to traditional internal and external stalked glazing bars. The low profile external aluminium capping offers a smart appearance to the external facade of the patent glazing system.

As the majority of the glazing bar resides permanently on the inside of the building, it therefore maintains a higher temperature. Consequently, this system provides a lower thermal transmittance than an external stalked glazing bar where a wider surface area is in contact with external elements. A thermal break is added to reduce the effects of cold bridging and ensure compliance with current building regulations.

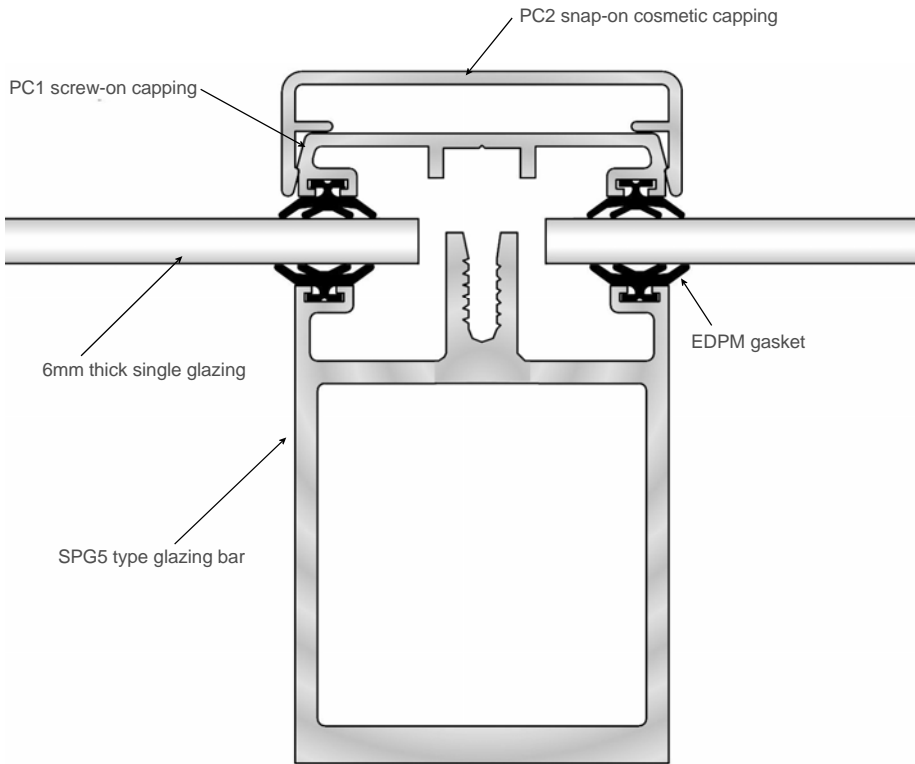
Visit our web site to download AutoCAD or PDF files for all of the Skyline Box range including a wealth of typical interface details with common supporting structure designs.

www.patent-glazing.com/downloads



Glazing System	Bar Section	Depth mm	Max Roof Span		Max Vertical Span		Ix-xcm4	Zx-x cm3
			Double Glazing	Single Glazing	Double Glazing	Single Glazing		
Skyline Box	SPG5	70	2400	4000	3000	3800	408,448	11,422
Skyline Box	SPG7	95	3750	5000	3800	4800	1,018,214	21,747
Skyline Box	SPG10	120	4500	5700	4400	5500	1,837,643	29,225
Skyline Box	SPG15	170	5750	7500	5500	7000	4,698,570	51,317



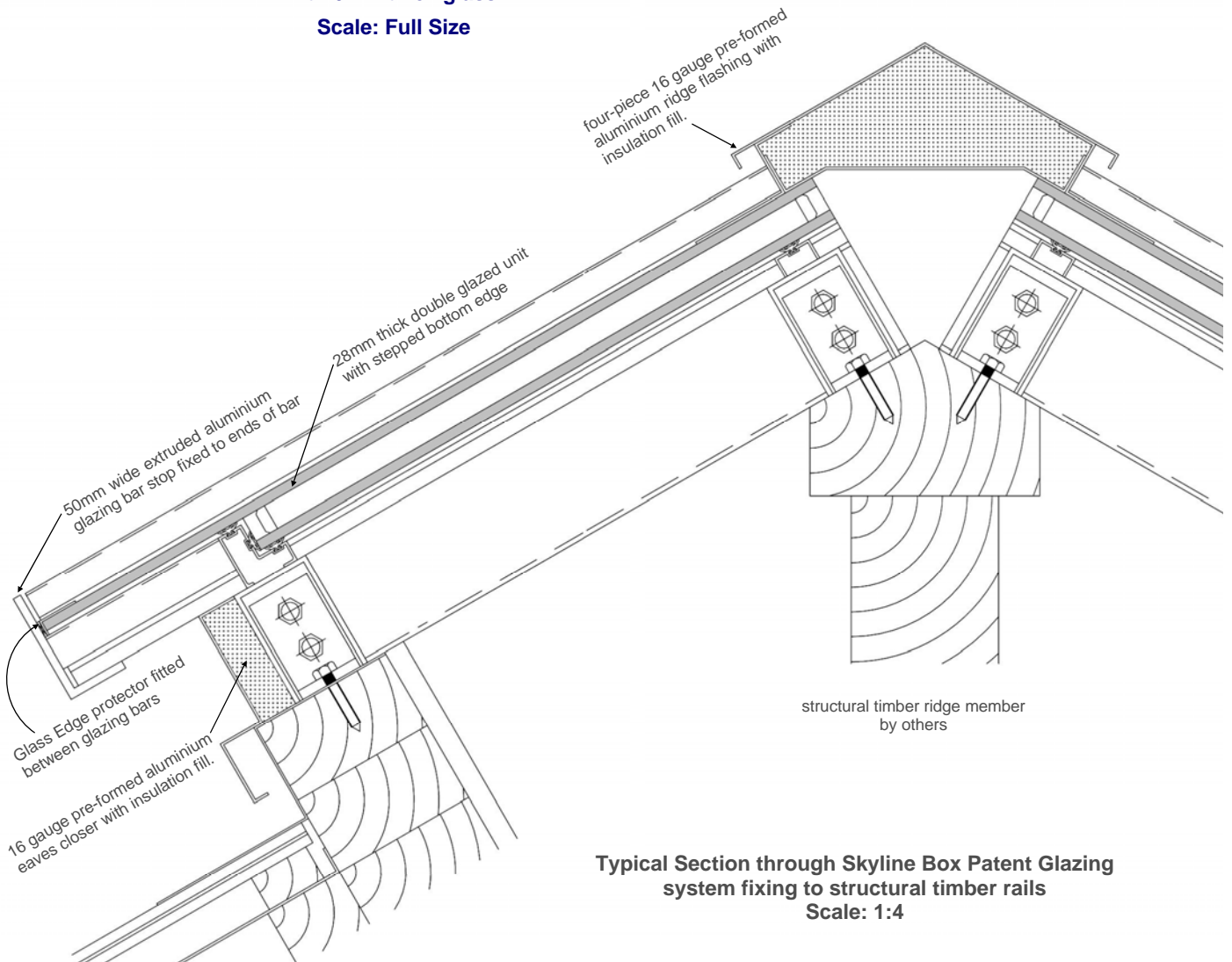


SPG5 Extruded Aluminium Glazing Bar system shown Single Glazed with 6mm thick glass.

Scale: Full Size

The Skyline Box glazing system is suitable for double glazed applications where compliance with Building Regulations Document L are a requirement but is also popular for single glazed applications such as feature canopies.

When used with double glazing and thermal breaks this system is capable of providing an overall U Value of approximately 1.8W/m²K.



Typical Section through Skyline Box Patent Glazing system fixing to structural timber rails
Scale: 1:4